

Name: _____

Disaster Preparedness

Use the word bank to write each disaster name under the correct image. Then, draw lines from the disaster to at least two states where this disaster could happen.

Word Bank
Wildfire Tornado Hurricane Draught Earthquake Snow Storm Volcano Flood



















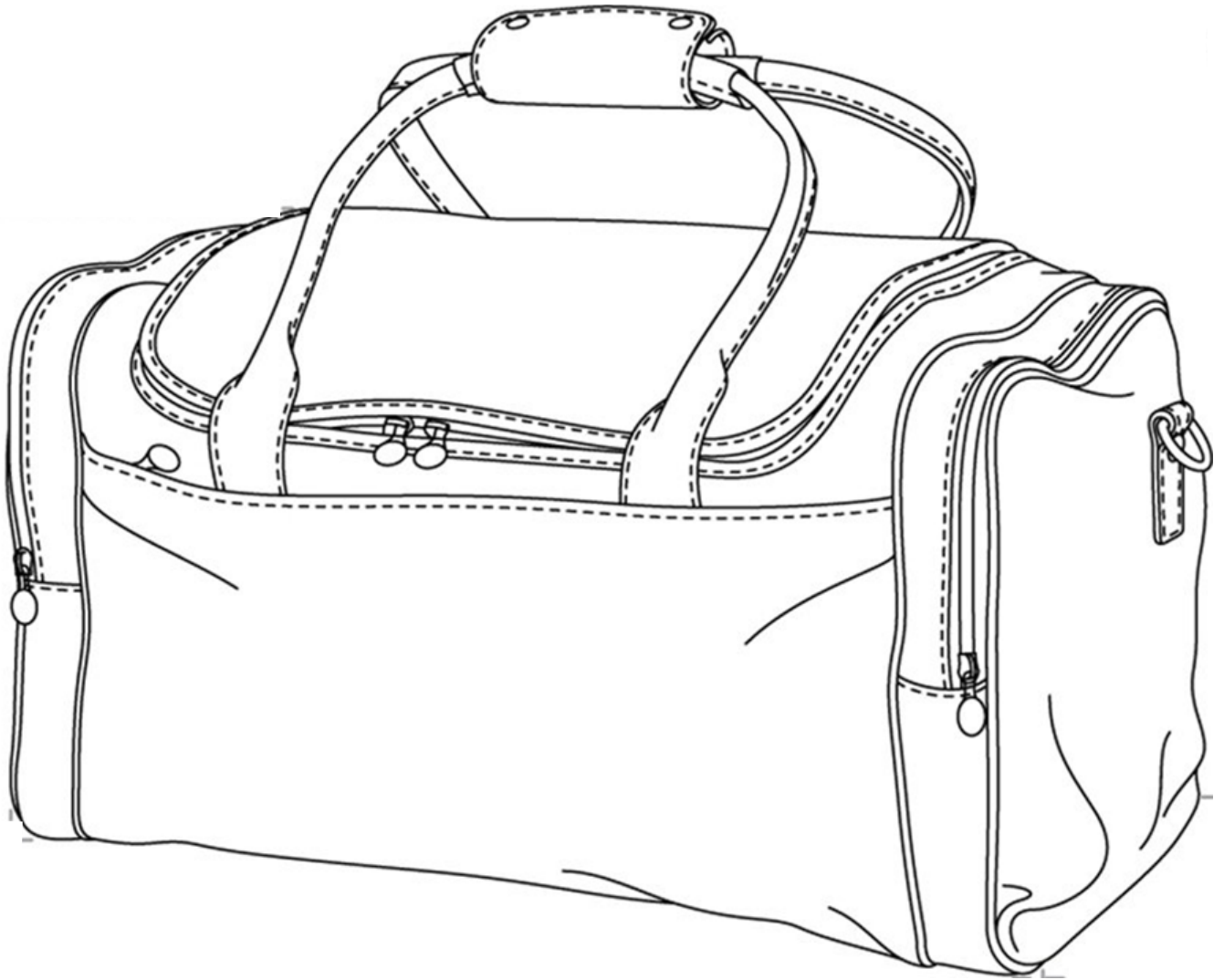

List three of these disasters that could occur in Washington State or the state where you live.

1.
2.
3.



Disaster Preparedness

Directions: Create your own disaster preparedness kit by drawing (or writing) the top 5 items you think you might need in case of a disaster.





Floods can happen where we live, so my family made a plan. We know where to go if a flood comes. We wrote down important information like names and phone numbers to use if something happens.

Fill out this plan together with your parent or guardian. Then talk about what to do if something happens. Your family can make a plan for any emergency or disaster.



My Family Communication Plan

My Name: _____

My Address: _____

My Family Members Names: _____

My Telephone Number: _____

Guardian Telephone Number: _____

School/Child Care Contact: _____

Neighborhood Meeting Spot: _____

Out-of-Neighborhood Meeting Spot: _____

Out-of-town Contact: _____

Medical/Doctor Information: _____



Review and update this plan every year.

Always remember to call 911 in emergencies!



Sometimes it is safe to stay at home during the storm, but you must be prepared. During the storm, stay in a safe room with no windows. Bring your pets and emergency supply kit in the room with you.

Can you find the emergency supplies hidden in this picture?



Flashlight



Batteries




Food



Bottle



Pet Supplies



Radio




Diapers



Water



Blanket



Electricity is what powers the lights and makes the heat stay on at home. Sometimes, the electricity may go out. When this happens, you can use an emergency supply kit to help stay safe.

Mia and her family are showing Pedro how to make a kit to be prepared. What should they put in the kit?

Draw a line to match the name of the supply to its picture.



First Aid Kit/
Medicine

Pet Supplies


Blankets

Food

Radio

Water

Flashlight & Batteries



You can make your own emergency supply kit at home! Ask an adult to help you. Having a kit nearby can help you stay safe in many different kinds of emergencies.

